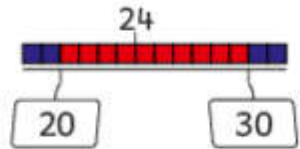
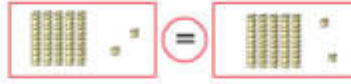




100

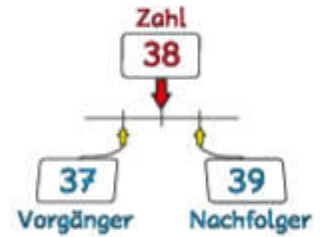


ehundert




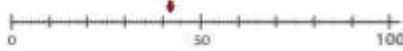

91 < 93

Die Zahlen bis 100 mit Mathemonsterchen



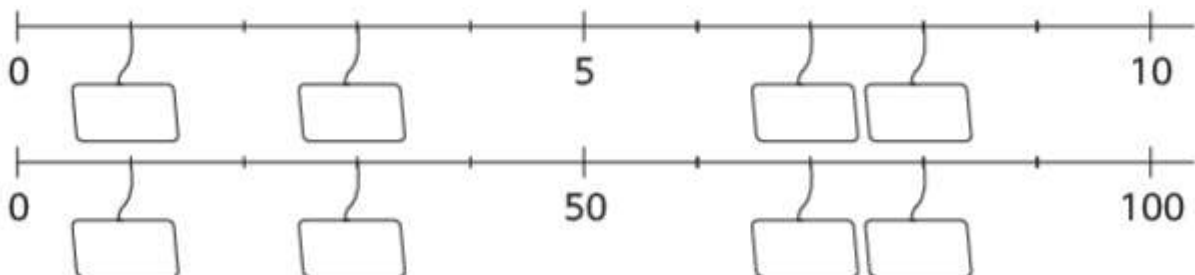
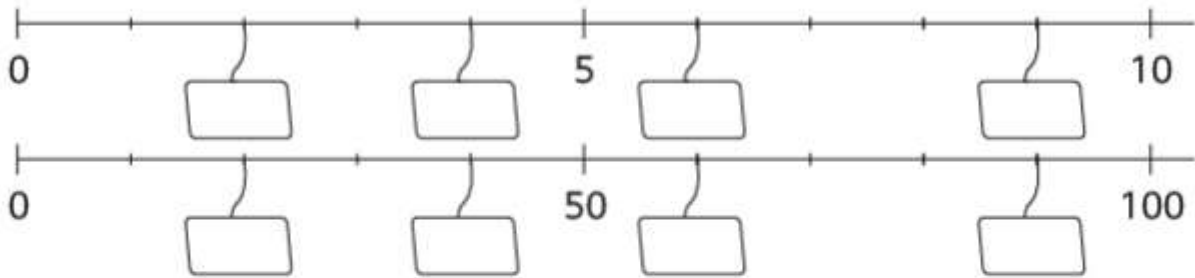
zweiundvierzig

42



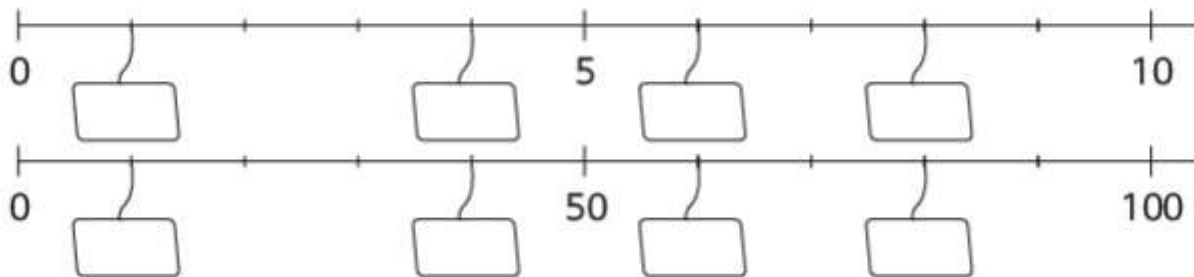
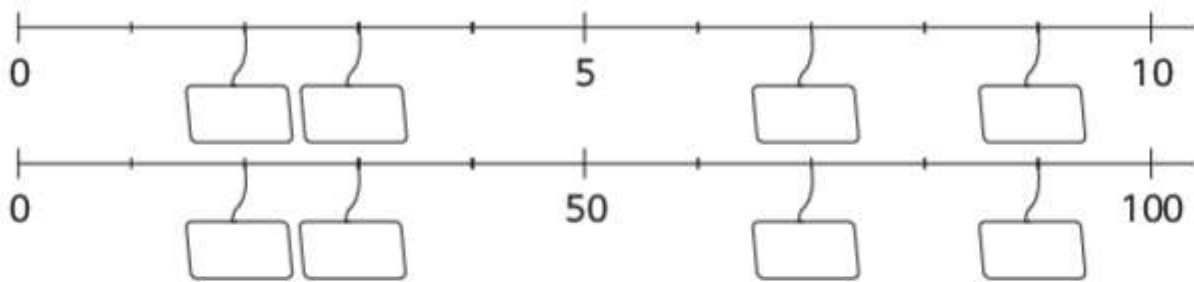
www.mathemonsterchen.de

Trage die passenden Zahlen ein.

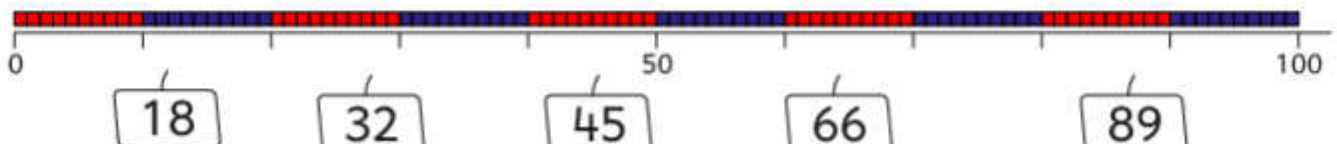
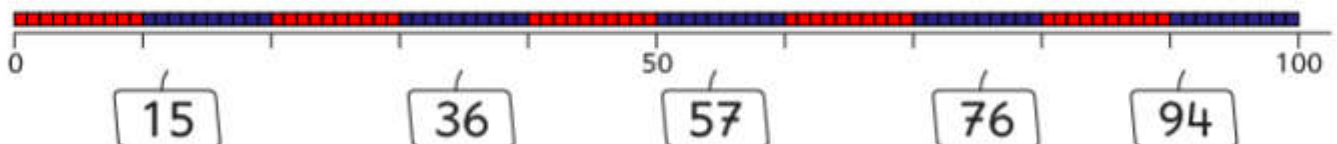
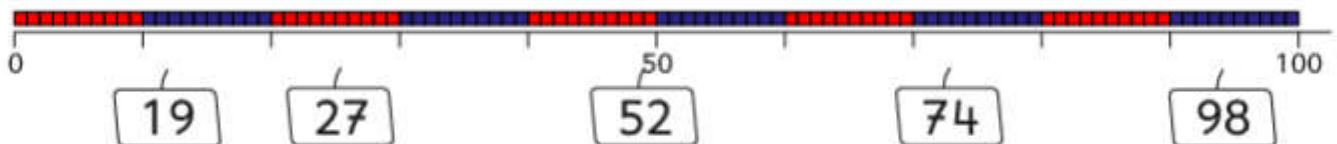
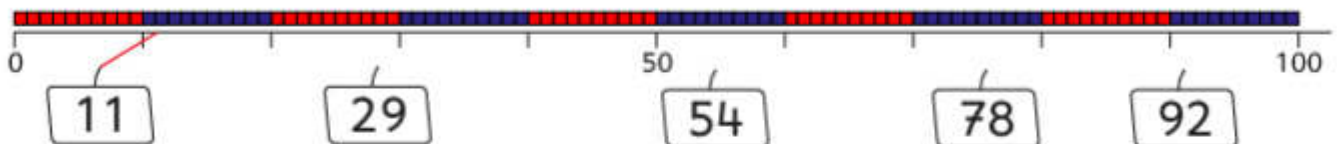


www.mathemonsterchen.de

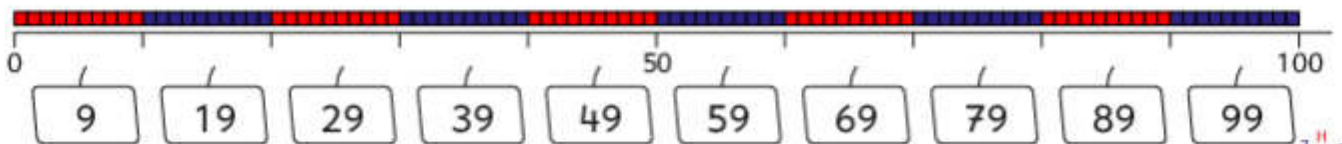
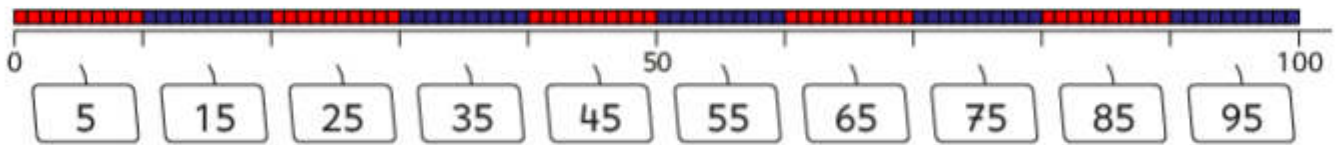
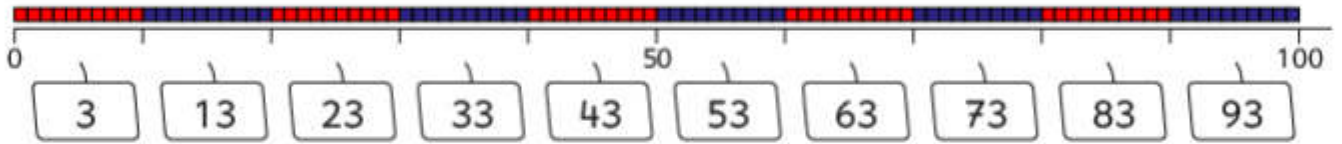
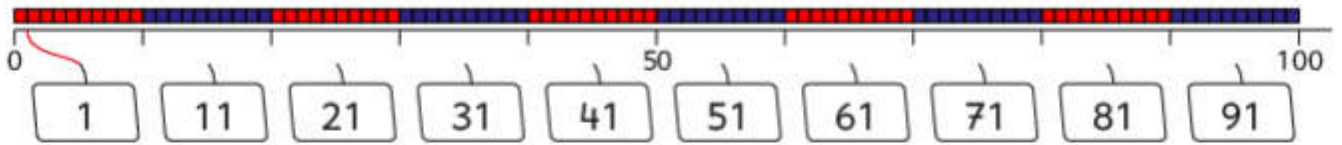
Trage die passenden Zahlen ein.



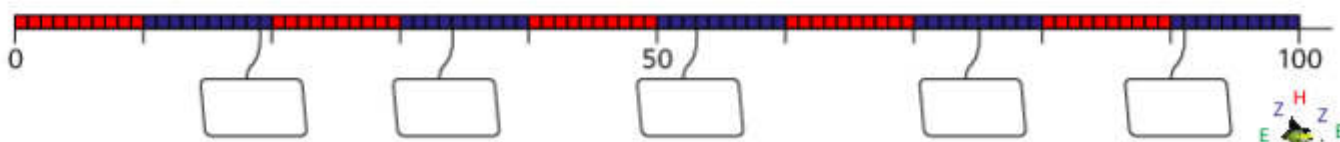
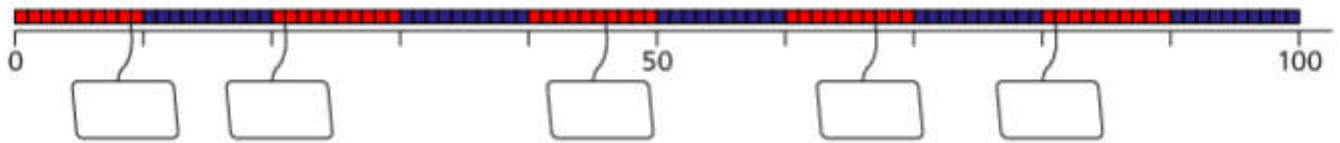
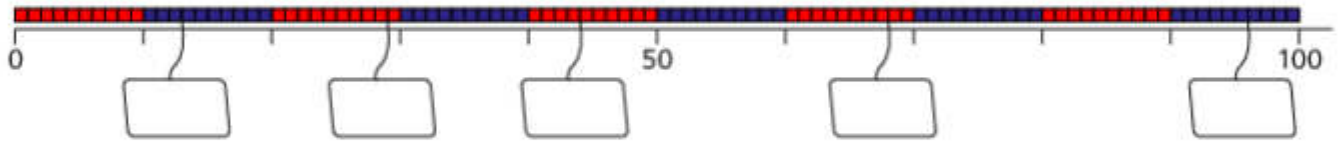
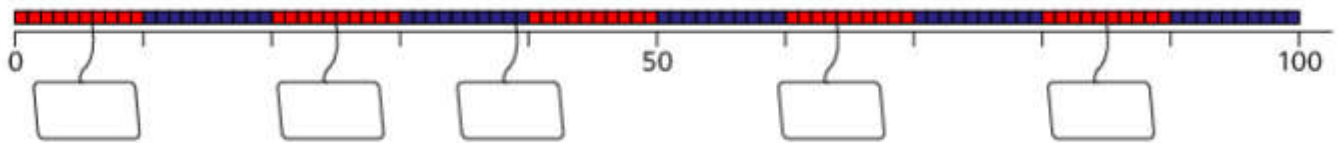
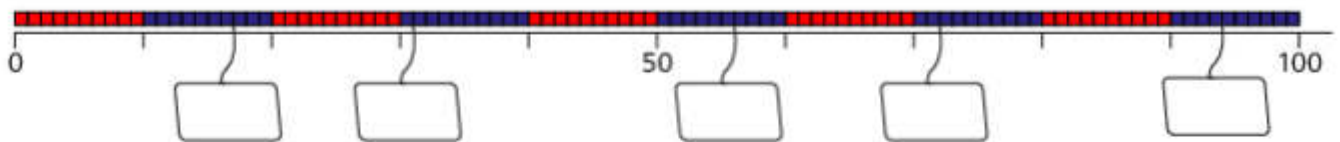
Verbinde.



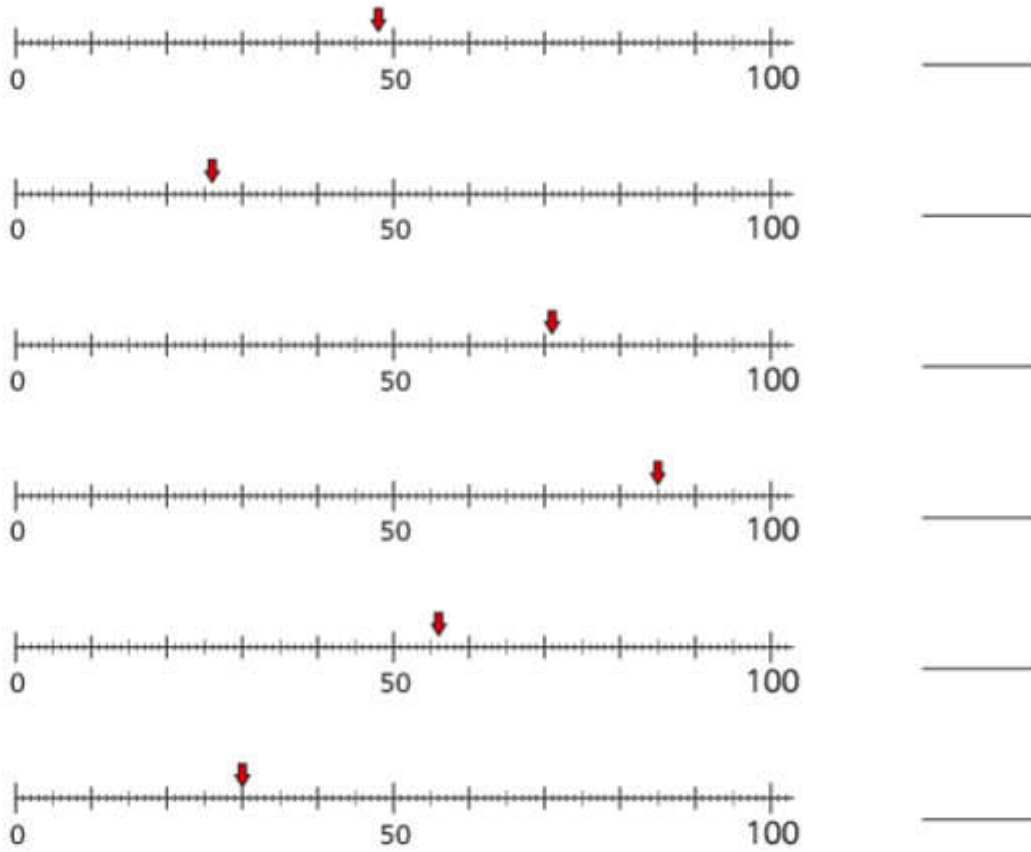
Verbinde.



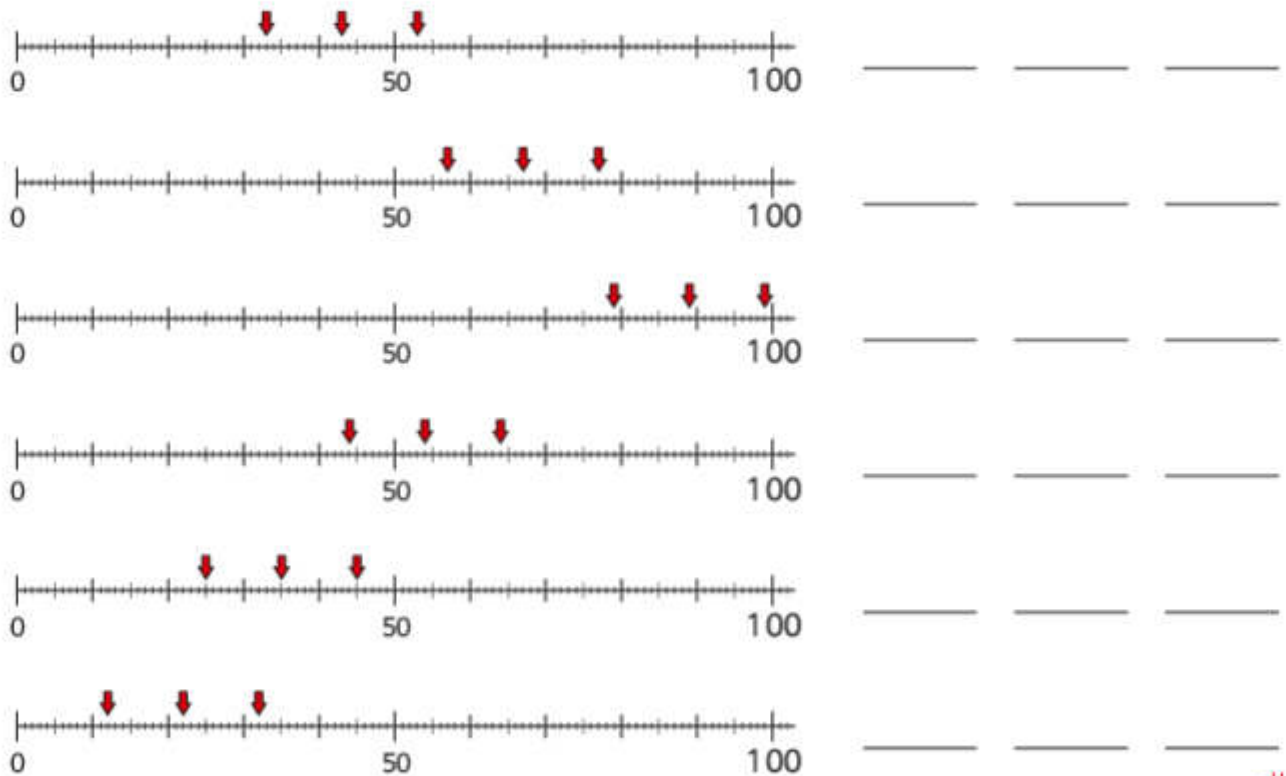
Trage die Zahlen ein.



Auf welche Zahl zeigt der Pfeil ?



Auf welche Zahlen zeigen die Pfeile ?



Schreibe die Zahl.

vierunddreißig

sechszwanzig

fünfundvierzig

dreiundachtzig

fünfundneunzig

achtundvierzig

siebenundsechzig

neunundfünfzig

zweiundsiebzig

sechszwanzig

neununddreißig

einundneunzig



Schreibe das Zahlwort.

60 _____

50 _____

90 _____

100 _____

10 _____

20 _____

40 _____

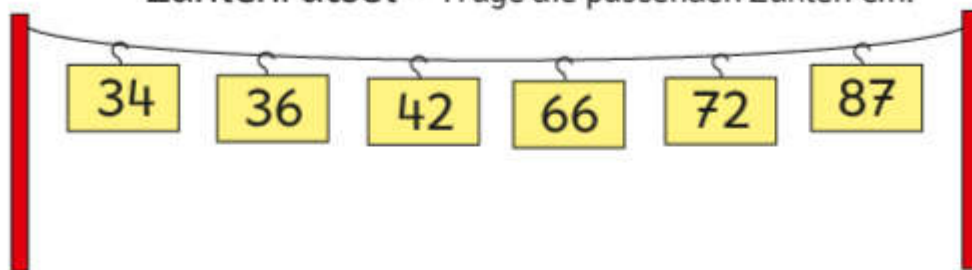
80 _____

70 _____

30 _____



Zahlenrätsel - Trage die passenden Zahlen ein.



Der Zehner ist um 1 größer als der Einer. _____

Der Zehner und der Einer sind gleich groß. _____

Der Zehner ist um 1 kleiner als der Einer. _____

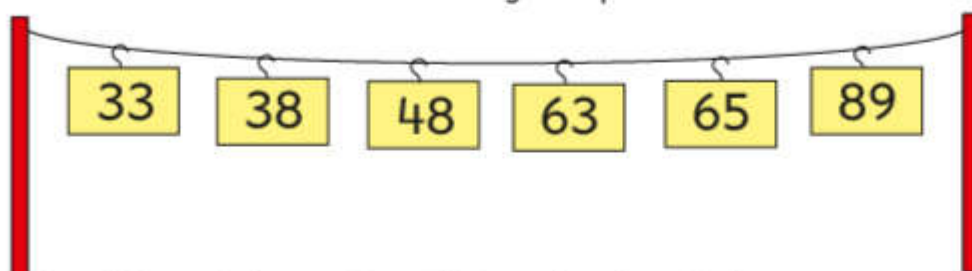
Der Zehner ist doppelt so groß wie der Einer. _____

Der Zehner ist halb so groß wie der Einer. _____

Der Zehner ist um 5 größer als der Einer. _____



Zahlenrätsel - Trage die passenden Zahlen ein.



Der Einer ist um 1 größer als der Zehner. _____

Der Einer und der Zehner sind gleich groß. _____

Der Einer ist um 1 kleiner als der Zehner. _____

Der Einer ist doppelt so groß wie der Zehner. _____

Der Einer ist halb so groß wie der Zehner. _____

Der Einer ist um 5 größer als der Zehner. _____



Wie heißen die Zahlen ?

Z	E	Z	E	
		4	1	41

Z	E	Z	E	



Wie heißen die Zahlen ?

Zeichne und schreibe sie.

Z	E	Z	E	
		2	6	26
		3	5	
		4	8	
		0	9	
		5	3	



Z	E	Z	E	
		6	2	
		1	8	
		7	0	
		4	1	
		5	7	



Welche Zahlen können es sein?

Zeichne und schreibe die Zahl. Finde mehrere Möglichkeiten

a) 4 Plättchen 

Z	E
	

22

Z	E

Z	E

a) 6 Plättchen 

Z	E

Z	E

Z	E

a) 5 Plättchen 

Z	E

Z	E

Z	E



Welche Zahlen können es sein?

Zeichne und schreibe die Zahl. Finde mehrere Möglichkeiten

a) 3 Plättchen 

Z	E

Z	E

Z	E

a) 7 Plättchen 

Z	E

Z	E

Z	E

a) 2 Plättchen 

Z	E

Z	E

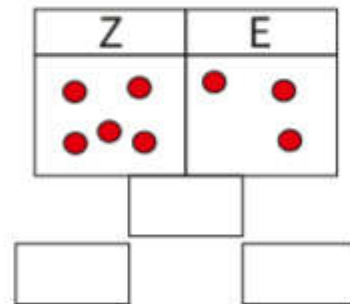
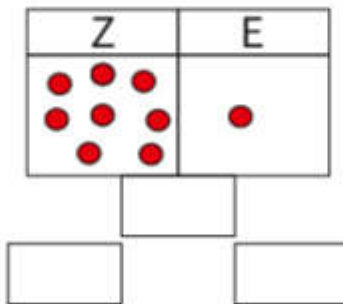
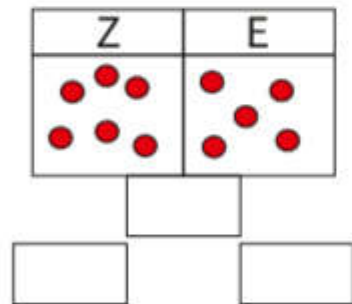
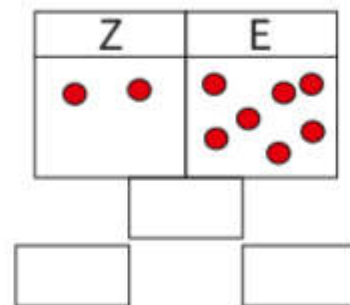
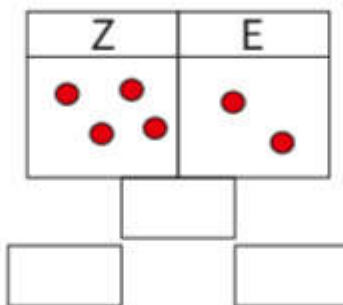
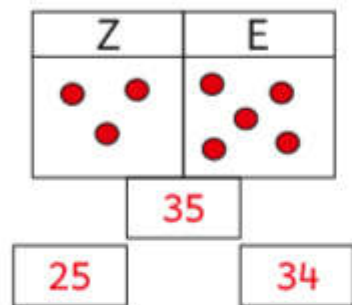
Z	E



Welche Zahl ist es?

Schreibe sie auf.

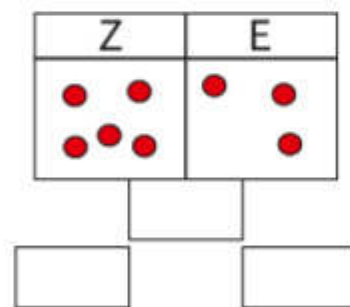
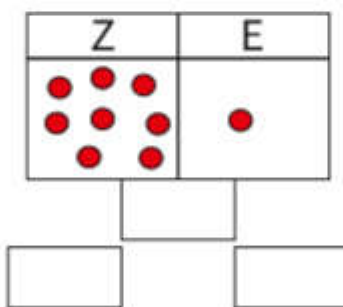
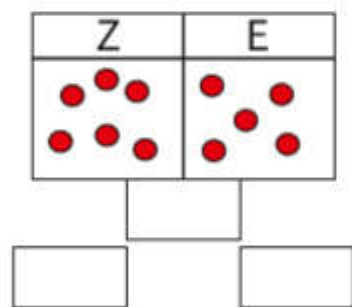
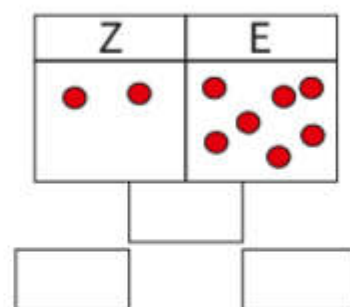
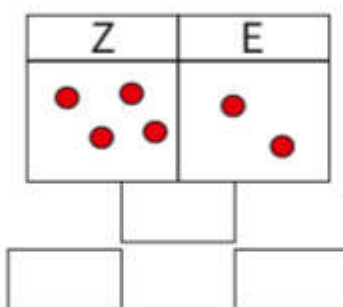
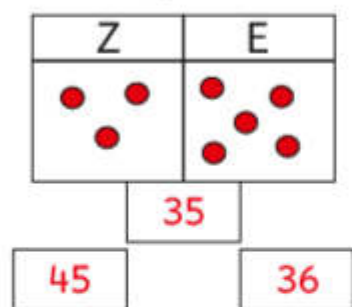
Nimm nun 1 Plättchen weg. Welche Zahlen kannst du dann erhalten?



Welche Zahl ist es?

Schreibe sie auf.





































Füge nun 1 Plättchen hinzu. Welche Zahlen kannst du dann erhalten?



Welche Zahl ist es?

Schreibe sie auf.

Nimm nun 2 Plättchen weg. Welche Zahlen kannst du dann erhalten?





































<table border="1" style="width: 100%; border-collapse: collapse;"> <tr> <td style="width: 50%; padding: 2px;">Z</td> <td style="width: 50%; padding: 2px;">E</td> </tr> <tr> <td style="text-align: left; padding: 5px;">  </td> <td style="text-align: left; padding: 5px;">  </td> </tr> <tr> <td colspan="2" style="padding: 2px;">45</td> </tr> </table>	Z	E			45		<table border="1" style="width: 100%; border-collapse: collapse;"> <tr> <td style="width: 50%; padding: 2px;">Z</td> <td style="width: 50%; padding: 2px;">E</td> </tr> <tr> <td style="text-align: left; padding: 5px;">  </td> <td style="text-align: left; padding: 5px;">  </td> </tr> <tr> <td colspan="2" style="padding: 2px;"> </td> </tr> </table>	Z	E					<table border="1" style="width: 100%; border-collapse: collapse;"> <tr> <td style="width: 50%; padding: 2px;">Z</td> <td style="width: 50%; padding: 2px;">E</td> </tr> <tr> <td style="text-align: left; padding: 5px;">  </td> <td style="text-align: left; padding: 5px;">  </td> </tr> <tr> <td colspan="2" style="padding: 2px;"> </td> </tr> </table>	Z	E				
Z	E																			
																				
45																				
Z	E																			
																				
Z	E																			
																				
<table border="1" style="width: 100%; border-collapse: collapse;"> <tr> <td style="width: 33%; padding: 2px;">34</td> <td style="width: 33%; padding: 2px;">25</td> <td style="width: 33%; padding: 2px;">43</td> </tr> </table>	34	25	43	<table border="1" style="width: 100%; border-collapse: collapse;"> <tr> <td style="width: 33%; padding: 2px;"> </td> <td style="width: 33%; padding: 2px;"> </td> <td style="width: 33%; padding: 2px;"> </td> </tr> </table>				<table border="1" style="width: 100%; border-collapse: collapse;"> <tr> <td style="width: 33%; padding: 2px;"> </td> <td style="width: 33%; padding: 2px;"> </td> <td style="width: 33%; padding: 2px;"> </td> </tr> </table>												
34	25	43																		
<table border="1" style="width: 100%; border-collapse: collapse;"> <tr> <td style="width: 50%; padding: 2px;">Z</td> <td style="width: 50%; padding: 2px;">E</td> </tr> <tr> <td style="text-align: left; padding: 5px;">  </td> <td style="text-align: left; padding: 5px;">  </td> </tr> <tr> <td colspan="2" style="padding: 2px;"> </td> </tr> </table>	Z	E					<table border="1" style="width: 100%; border-collapse: collapse;"> <tr> <td style="width: 50%; padding: 2px;">Z</td> <td style="width: 50%; padding: 2px;">E</td> </tr> <tr> <td style="text-align: left; padding: 5px;">  </td> <td style="text-align: left; padding: 5px;">  </td> </tr> <tr> <td colspan="2" style="padding: 2px;"> </td> </tr> </table>	Z	E					<table border="1" style="width: 100%; border-collapse: collapse;"> <tr> <td style="width: 50%; padding: 2px;">Z</td> <td style="width: 50%; padding: 2px;">E</td> </tr> <tr> <td style="text-align: left; padding: 5px;">  </td> <td style="text-align: left; padding: 5px;">  </td> </tr> <tr> <td colspan="2" style="padding: 2px;"> </td> </tr> </table>	Z	E				
Z	E																			
																				
Z	E																			
																				
Z	E																			
																				
<table border="1" style="width: 100%; border-collapse: collapse;"> <tr> <td style="width: 33%; padding: 2px;"> </td> <td style="width: 33%; padding: 2px;"> </td> <td style="width: 33%; padding: 2px;"> </td> </tr> </table>				<table border="1" style="width: 100%; border-collapse: collapse;"> <tr> <td style="width: 33%; padding: 2px;"> </td> <td style="width: 33%; padding: 2px;"> </td> <td style="width: 33%; padding: 2px;"> </td> </tr> </table>				<table border="1" style="width: 100%; border-collapse: collapse;"> <tr> <td style="width: 33%; padding: 2px;"> </td> <td style="width: 33%; padding: 2px;"> </td> <td style="width: 33%; padding: 2px;"> </td> </tr> </table>												



Welche Zahl ist es?

Schreibe sie auf.

Füge nun 2 Plättchen hinzu. Welche Zahlen kannst du dann erhalten?

<table border="1" style="width: 100%; border-collapse: collapse;"> <tr> <td style="width: 50%; padding: 2px;">Z</td> <td style="width: 50%; padding: 2px;">E</td> </tr> <tr> <td style="text-align: left; padding: 5px;">  </td> <td style="text-align: left; padding: 5px;">  </td> </tr> <tr> <td colspan="2" style="padding: 2px;">45</td> </tr> </table>	Z	E			45		<table border="1" style="width: 100%; border-collapse: collapse;"> <tr> <td style="width: 50%; padding: 2px;">Z</td> <td style="width: 50%; padding: 2px;">E</td> </tr> <tr> <td style="text-align: left; padding: 5px;">  </td> <td style="text-align: left; padding: 5px;">  </td> </tr> <tr> <td colspan="2" style="padding: 2px;"> </td> </tr> </table>	Z	E					<table border="1" style="width: 100%; border-collapse: collapse;"> <tr> <td style="width: 50%; padding: 2px;">Z</td> <td style="width: 50%; padding: 2px;">E</td> </tr> <tr> <td style="text-align: left; padding: 5px;">  </td> <td style="text-align: left; padding: 5px;">  </td> </tr> <tr> <td colspan="2" style="padding: 2px;"> </td> </tr> </table>	Z	E				
Z	E																			
																				
45																				
Z	E																			
																				
Z	E																			
																				
<table border="1" style="width: 100%; border-collapse: collapse;"> <tr> <td style="width: 33%; padding: 2px;">56</td> <td style="width: 33%; padding: 2px;">65</td> <td style="width: 33%; padding: 2px;">47</td> </tr> </table>	56	65	47	<table border="1" style="width: 100%; border-collapse: collapse;"> <tr> <td style="width: 33%; padding: 2px;"> </td> <td style="width: 33%; padding: 2px;"> </td> <td style="width: 33%; padding: 2px;"> </td> </tr> </table>				<table border="1" style="width: 100%; border-collapse: collapse;"> <tr> <td style="width: 33%; padding: 2px;"> </td> <td style="width: 33%; padding: 2px;"> </td> <td style="width: 33%; padding: 2px;"> </td> </tr> </table>												
56	65	47																		
<table border="1" style="width: 100%; border-collapse: collapse;"> <tr> <td style="width: 50%; padding: 2px;">Z</td> <td style="width: 50%; padding: 2px;">E</td> </tr> <tr> <td style="text-align: left; padding: 5px;">  </td> <td style="text-align: left; padding: 5px;">  </td> </tr> <tr> <td colspan="2" style="padding: 2px;"> </td> </tr> </table>	Z	E					<table border="1" style="width: 100%; border-collapse: collapse;"> <tr> <td style="width: 50%; padding: 2px;">Z</td> <td style="width: 50%; padding: 2px;">E</td> </tr> <tr> <td style="text-align: left; padding: 5px;">  </td> <td style="text-align: left; padding: 5px;">  </td> </tr> <tr> <td colspan="2" style="padding: 2px;"> </td> </tr> </table>	Z	E					<table border="1" style="width: 100%; border-collapse: collapse;"> <tr> <td style="width: 50%; padding: 2px;">Z</td> <td style="width: 50%; padding: 2px;">E</td> </tr> <tr> <td style="text-align: left; padding: 5px;">  </td> <td style="text-align: left; padding: 5px;">  </td> </tr> <tr> <td colspan="2" style="padding: 2px;"> </td> </tr> </table>	Z	E				
Z	E																			
																				
Z	E																			
																				
Z	E																			
																				
<table border="1" style="width: 100%; border-collapse: collapse;"> <tr> <td style="width: 33%; padding: 2px;"> </td> <td style="width: 33%; padding: 2px;"> </td> <td style="width: 33%; padding: 2px;"> </td> </tr> </table>				<table border="1" style="width: 100%; border-collapse: collapse;"> <tr> <td style="width: 33%; padding: 2px;"> </td> <td style="width: 33%; padding: 2px;"> </td> <td style="width: 33%; padding: 2px;"> </td> </tr> </table>				<table border="1" style="width: 100%; border-collapse: collapse;"> <tr> <td style="width: 33%; padding: 2px;"> </td> <td style="width: 33%; padding: 2px;"> </td> <td style="width: 33%; padding: 2px;"> </td> </tr> </table>												

